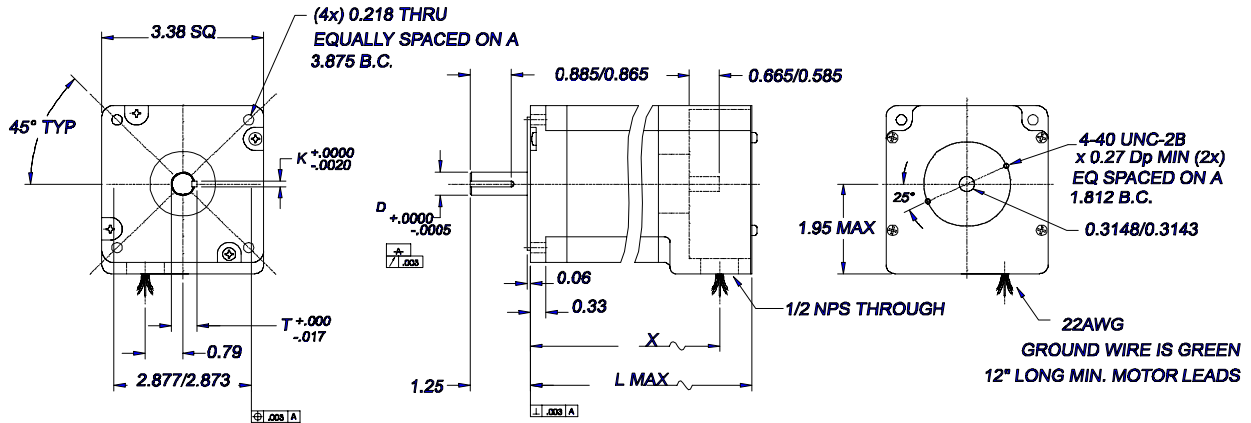




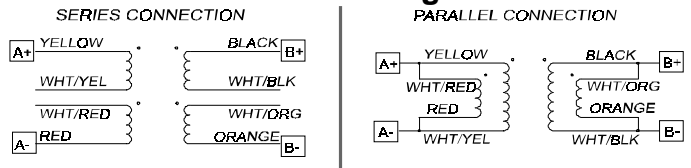
P/K 31, 32, 33 Step Motor Specifications



Motor Dimensions


MOTOR	D	K	T	X	LMAX.
P31/K31	.5000	.1250	.555	(3.70)	4.44
P32/K32	.5000	.1250	.555	(5.22)	5.96
P33/K33	.6250	.1875	.705	(6.74)	7.48

Motor Wiring



Note: Specs. are for both series and parallel wiring unless preceded by: T=Series or V=Parallel

Electrical Specs.	P31	P32	P33	K31	K32	K33
Continuous Stall Torque oz-in [N-m]	450 [3.2]	920 [6.5]	1260 [8.9]	580 [4.1]	1200 [8.5]	1600 [11.3]
Recommended Current/Phase Amps	T=1.5 V=2.9	T=1.6 V=3.3	T=2.0 V=4.0	T=1.5 V=2.9	T=1.6 V=3.3	T=1.7 V=3.3
Inductance mH	T=56 V=14	T=120 V=30	T=100 V=25	T=56 V=14	T=120 V=30	T=117 V=30
Max. Winding Temperature °F [°C]	212 [100]	212 [100]	212 [100]	212 [100]	212 [100]	212 [100]
Mechanical Specs.	P31	P32	P33	K31	K32	K33
Rotor Inertia oz-in-s ² [kg-m ²]	.0202	.038	.0567	.0202	.038	.0567
Axial Shaft Load lbs [N]	305 [1350]	305 [1350]	305 [1350]	305 [1350]	305 [1350]	305 [1350]
Radial Shaft Load @ 0.5 inches lbs [N]	65 [285]	65 [285]	110 [489]	65 [285]	65 [285]	110 [489]
Motor Weight lbs [kg]	5	8.4	11.9	5	8.4	11.9
Step Angle (full step) degrees	1.8	1.8	1.8	1.8	1.8	1.8



Wire Color on Quick Disconnect Cables	Drive Connection
Red w/ Black	B-
Red w/ White	B+
Green	*GND
Red w/ Yellow	A-
Red	A+

*Gray-colored Quick Disconnect Cables are shielded - connect shield to GND.

Encoder Color Code & Pin-out for P&K Motors		
Signal	Pin	Color
A+	B	Red
A-	C	Pink or Purple
B+	N	Green
B-	P	Blue
Z+	M	Yellow
Z-	U	Orange
+5V	K	White
COM	T	Black
Shld	---	---
		Brown (NC)

